



Top 10 Floor Polishing Machines for Home and Commercial Use

Elevate the shine and luster of any floor with the top 10 [floor polishing machines](#). From compact home units to heavy-duty commercial models, these versatile tools can transform dull, dingy surfaces into gleaming masterpieces.



Introduction to Floor Polishing Machines

1

Efficient Cleaning

Floor polishing machines use rotating pads or brushes to deep clean, buff, and polish floors, leaving them with a brilliant shine.

2

Time-Saving

These machines dramatically reduce the time and effort required to maintain floors compared to manual polishing.
<https://califorca.ae/>

3

Versatile Applications

They can be used on a variety of floor types, including hardwood, tile, stone, and more.

Benefits of Using a Floor Polishing Machine

Improved Appearance

Floor polishing machines can restore the original luster and beauty of floors, making them look brand new.

Increased Lifespan

Regular polishing protects floors from wear and tear, extending their lifespan and reducing the need for costly replacements.

Enhanced Safety

Polished floors are less slippery, reducing the risk of accidents and injuries.

Factors to Consider When Choosing a Floor Polishing Machine

Power Source

Choose between corded or cordless models based on your needs and available power sources.

Floor Type

Determine the specific flooring material in your space to select the appropriate machine and pads.

Size and Weight

Consider the size of the area you'll be polishing and choose a machine that is easy to maneuver.

Noise Level

For commercial or residential use, select a model with a quiet operation to minimize disruption.

Top 10 Floor Polishing Machine Recommendations



OGAWA®

INDUSTRIAL FLOOR POLISHER








- PEAK POWER **1200W**
- BASE DIAMETER **17 INCH**
- WORKING SPEED **175 RPM**

Carpet Cleaning
 Floor Cleaning
 Floor Polishing
 Waxing

FREE (Three brushes shown: black, green, and blue)

2TOOLS

- 1** — **Oreck Commercial ORB550MC**
Powerful floor buffer with dual counter-rotating brushes for fast, efficient polishing.
- 2** — **Makita 9237CB**
Versatile and lightweight machine suitable for both commercial and home use.
- 3** — **Bissell BigGreen Commercial BG10**
Heavy-duty, high-speed buffer with adjustable handles for maximum control.

FLOOR STRIPPING	
SCRUB & RECOATING	
ROUTINE CLEANING HEAVY SOIL	
ROUTINE CLEANING	
ROUTINE CLEANING LIGHT SOIL	
SPRAY BUFFING	
FLOOR POLISHING	

Comparison of Top Floor Polishing Machines

Model	Power	Weight	Noise Level	Price
Oreck Commercial ORB550MC	1.5 HP	12 lbs	68 dB	\$399
Makita 9237CB	1 HP	10 lbs	72 dB	\$269
Bissell BigGreen Commercial BG10	1.5 HP	15 lbs	75 dB	\$499

Maintenance and Care for Floor Polishing Machines

1

Clean After Each Use

Thoroughly clean the machine and replace any worn pads or brushes.

2

Regular Maintenance

Follow the manufacturer's recommendations for scheduled tune-ups and servicing.

3

Proper Storage

Store the machine in a dry, secure location to protect it from damage.



Conclusion and Recommendations



Oreck Commercial ORB550MC

Top choice for its powerful performance and lightweight, easy-to-use design.



Makita 9237CB

Best value option with impressive capabilities at an affordable price point.



Bissell BigGreen Commercial BG10

Premium model for heavy-duty commercial use with unparalleled cleaning power.

