




In the world of gaming, the right tools can make all the difference. One of the most crucial components of a gaming setup is the **mechanical gaming keyboard**. But what exactly makes these keyboards stand out? This guide will delve into the essential aspects of mechanical gaming keyboards, helping you make an informed decision for your first purchase.



CNC Volume Knob Use Anodic Oxidation Technique, Capable of Wear-resistance, Durability and Aesthetic



High Precision Adjustment Satellite Switch made large key's typing feel more stable



Filled with 5 Layer Silent Material, effectively reduce gap among switches and typing noise

## Understanding Mechanical Gaming Keyboards

A **mechanical gaming keyboard** utilizes individual mechanical switches for each key, providing a tactile feedback that many gamers prefer over traditional membrane keyboards. These switches come in various types, each offering a unique feel and sound. Are you looking for a keyboard that provides a satisfying click with each keystroke, or do you prefer a quieter experience? Understanding the different switch types is vital.

- **Cherry MX Blue:** Known for their tactile feedback and audible click.
- **Cherry MX Red:** Linear switches that are smooth and quiet, ideal for fast-paced gaming.
- **Cherry MX Brown:** A balance between tactile feedback and quiet operation.

## Key Features to Consider

When selecting your first **mechanical gaming keyboard**, consider the following features:

1. **Backlighting:** RGB lighting can enhance your gaming experience and aesthetics.
2. **Anti-Ghosting:** This feature ensures that multiple key presses are registered simultaneously, crucial for gaming.
3. **Build Quality:** A sturdy keyboard can withstand intense gaming sessions.

## Choosing the Right Size

Mechanical gaming keyboards come in various sizes, including full-size, tenkeyless (TKL), and compact layouts. A full-size keyboard includes a number pad, while TKL models omit it for a more compact design. If you have limited desk space or prefer a minimalist setup, a TKL or compact keyboard might be the best choice. However, if you frequently use the number pad for tasks, a full-size keyboard could be more suitable.

## Budget Considerations

Mechanical gaming keyboards can vary significantly in price. While it may be tempting to opt for the cheapest option, investing in a quality keyboard can enhance your gaming experience. Generally, a good entry-level **mechanical gaming keyboard** can be found in the range of \$50 to \$100. Higher-end models may offer additional features such as customizable keys and advanced software integration.

For those ready to explore a variety of options, check out for a selection of high-quality mechanical gaming keyboards.

## Conclusion

Choosing your first **mechanical gaming keyboard** can be an exciting yet daunting task. By understanding the different switch types, key features, sizes, and budget considerations, you can find a keyboard that enhances your gaming experience. Remember, the right keyboard not only improves your gameplay but also adds a personal touch to your gaming setup. Happy gaming!